






Rome Bench. Pine wood bench. The structure consists of 2 supports in painted cast iron, dark grey colour, with an anatomical shape; 170 cm length. It is equipped with ten pine wood planks, pressure treated with no-toxic salts, inserted in the bench structure and fixed through 3 steel rods. The wooden planks are treated with high penetrating stain, water-dilutable, particularly ideal for external use thanks to special protective filters against UV rays. Anchorage system: to be fixed on the ground. Supplied in an assembly-kit. Treatment of the supports with anti-rust primer. Powder coating at 180°C. Support colour: micaceous dark grey.

 cm 170x62x78h
INGOMBRO MAX

 cm 40
ALTEZZA SEDUTA

 kg 56
PESO TOTALE