






Each module is composed of a tubular steel frame, section 50x30 mm and of flat iron, section 50x8 mm entirely hot-dip galvanized and assembled with Nordic pine wood planks pressure treated, section 60x30 mm. The modules are assembled together by forming two classic seats, one on each side. Supplied in an assembly kit with galvanized steel bolts. Anchorage system: to be fixed on the ground.

 cm 152x200x85h  
INGOMBRO MAX

 cm 44  
ALTEZZA SEDUTA

 kg 132  
PESO TOTALE